

IRCAD X TAES
LAPAROSCOPIC GENERAL SURGERY COURSE
FOR RESIDENTS
JANUARY 22-24, 2021
ASIA IRCAD – TAIWAN



Medtronic
Further, Together



PRESIDENT

Jacques MARESCAUX

MD, FRCS, FJSES,
President, IRCAD/EITS
University of Strasbourg, France

CHAIRMAN

Min-Ho HUANG 黃明和

MD, PhD, MPH,
President, IRCAD Taiwan/AITS
Show Chwan Memorial Hospital,
Changhua, Taiwan

COURSE DIRECTORS

Wayne Shih-Wei HUANG 黃士維

MD, MPH
Director, IRCAD Taiwan/AITS
Show Chwan Memorial Hospital,
Changhua, Taiwan

Charles Chung-Wei LIN 林忠葦

MD, FACS
Vice Dean, IRCAD Taiwan/AITS
Show Chwan Memorial Hospital,
Changhua, Taiwan

COURSE OBJECTIVES

- To prepare the residents ready for safe practice of laparoscopic surgery
- To describe and understand the equipment, tools, energy, and pneumoperitoneum
- To present the fundamentals of laparoscopic techniques
- Practical training sessions to learn or improve the performance of basic techniques in laparoscopic surgery, such as intra-corporeal suturing and tying techniques of knots, coordinating both hands for dissection and safe energy use in laparoscopy
- To describe the results and potential complications of laparoscopic procedures

TARGET AUDIENCE

Surgeons in training who wish to solidify knowledge on basic principles and theories behind laparoscopic surgery, including instrumentation, ergonomics, technical skills, on comprehensive but fundamental fields such as emergency, pediatric, endoscopy, biliary, trauma surgery.

INTERNATIONAL FACULTY

✚ Alfred Allen E. Buenafe (Phippines)
(videoconference)

✚ Suthep Udomsawaengsup (Thailand)
(videoconference)

GENERAL SURGERY FACULTY

北部

林口長庚紀念醫院

✚ 趙盈凱 Yin-Kai CHAO

臺北榮民總醫院

✚ 許瀚水 Han-Shui HSU

✚ 周書正 Shu-Cheng CHOU

三軍總醫院

✚ 詹德全 De-Chuan CHAN

✚ 樊修龍 Hsiu-Lung FAN

馬偕紀念醫院

✚ 張嘉宇 Paul CHANG

✚ 黃敦頌 Tun-Sung HUANG

衛生福利部雙和醫院

✚ 陳信安 Hsin-An CHEN

✚ 魏晉弘 Chin-Hung WEI

✚ 蔡奎彥

臺北醫學大學附設醫院

✚ 王偉 Weu WANG

中部

臺中榮民總醫院

✚ 黃耀光

中國醫藥大學附設醫院

✚ 陳自諒 William CHEN

✚ 柯道維 Tao-Wei KE

中山醫學大學附設醫院

✚ 彭正明 Cheng-Ming PENG

✚ 謝慶隆 Ching-Lung HSIEH

彰化秀傳紀念醫院

✚ 黃漢斌 Hon-Phin WONG

✚ 蘇峻民 Jimmy Chun-Min SU

彰濱秀傳紀念醫院

✚ 吳鴻昇 James WU

✚ 李岳聰 Yueh-Tsung LEE

岡山秀傳紀念醫院

✚ 蘇啟成 Khay-Seng SOH

南部

成功大學醫學院附設醫院

✚ 趙盈瑞 Ying-Jui CHAO

✚ 廖亭凱 Ting-Kai LIAO

衛生福利部台南醫院

✚ 王森稔 Shen-Nien WANG

國軍高雄總醫院

✚ 劉秉泓 Ping-Hung LIU

高雄醫學大學附設醫院

✚ 郭功楷 Kung-Kai KUO

義大醫療財團法人義大醫院

✚ 陳致一 Chih-I CHEN

GASTROENTEROLOGY FACULTY

✚ 區士方 Shih-Fang OU (台南市立醫院)

✚ 康瑞文 Jui-Wen KANG (成大大學醫學院附
設醫院醫院)

✚ 顏旭亨 Hsu-Heng YEN (彰化基督教醫院)

✚ 蕭冠群 Kuan-Chun HSIAO (員林基督教醫
院)

RADIOLOGY FACULTY

陳明志 Ming-Chih CHERN (彰化秀傳紀念醫院)

Day 1 - Friday, January 22, 2021

08.00 am - Registration

08.20 am MORNING SESSION (1F)

Chairmen : TBD

08.20	OPENING SESSION IN AUDITORIUM Welcome to Participants	W. HUANG 黃士維 & C.W. LIN 林忠章
08.40	Laparoscopic equipment: camera, optical system, insufflator, and instruments	Karl Storz Rep
09.05	Basic principle of laparoscopy: exposure, traction, and ergonomic	TBD
09.30	Trocars and methods of access	C.W. LIN 林忠章
09.55	Surgical energy: principles, settings, and proper usage	TBD

10.20- 10.45 Coffee Break

Chairmen : TBD

10.45	Effects of pneumoperitoneum	S.C. CHOU 周書正
11.10	Laparoscopic suturing-training for mastery	W. HUANG 黃士維
11.35	Cholecystectomy-basic principles and techniques in common and complex situations	TBD
12.00	Laparoscopic hernia surgery	Allen Buenafe

12.25- 13.25 Lunch Break

13.25 pm AFTERNOON SESSION (1F)

13.25 pm PRE-LAB SESSION IN AUDITORIUM

C.W LIN 林忠章

- Presentation of the exercise in training box.

Day 1 - Friday, January 22, 2021

14.00 pm EXPERIMENTAL LABORATORY – Training Box

14.00 pm PRACTICAL SESSION IN EXPERIMENTAL LABORATORY (2F & 3F)

- Workshops are run in parallel. Participants will have access to all workshops.

<p>3F Laboratory</p> <p>Rotation: 20 min/each station</p> <p>【Group 1】 14:00-16:00</p> <p>【Group 2】 16:00-18:00</p>	<p>Endoscopic painting</p> <p>(20 min)</p>	<p>Origami</p> <p>(20 min)</p>
	<p>LASTT:</p> <ol style="list-style-type: none"> Number Camera Navigation Ring Hang-Eye Coordination Pin Bi-Manual Coordination <p>(6 min/stage)</p>	<p>Special Stage:</p> <ol style="list-style-type: none"> DARWIN 3D McGRATH <p>(9 min/stage)</p>
	<p>Laparoscopic Instruments Manipulation</p> <p>Circular Cutting (15 min)</p> <p>Bean Snatch (5 mins)</p>	
<p>2F Mei Chi</p> <p>Conference Room</p> <p>【Group 2】 14:00-16:00</p> <p>【Group 1】 16:00-18:00</p>	<p>Laparoscopic Suturing</p> <p>(120 mins)</p>	

18.00 End of the course

Day 2 - Saturday, January 23, 2021

08.30 am MORNING SESSION (1F)

Chairmen : 許瀚水 · 林忠葦

08.30	Partnering with Medtronic – Suture & Ligation , Energy & Stapling	Medtronic Rep
09.10	How to become a KOL in your field	Y.K.CHAO 趙盈凱
09.35	Laparoscopic common bile duct exploration: indication, techniques and cautions	S.N. WANG 王森稔
10.00	Laparoscopic distal pancreatectomy	Y.J.CHAO 趙盈瑞
10.25	Endoscopy: basic principle and collaboration with surgery	S.F OU 區士方
10.50	Know More About Anesthesia— So as not to ANNOY your partner	Y.C. LAI 賴彥均

11.15 -11.30 Coffee Break

11.30 am MORNING SESSION (1F)

Chairmen : TBD

11.30	Laparoscopy in gastric submucosal tumor	Y.T. LEE 李岳聰
11.55	Laparoscopy in pediatric surgery : bowel surgery, hernia and appendectomy	C.H.Weï 魏晉弘
12.20	Laparoscopic colorectal surgery	W. CHEN 陳自諒
12.45	Laparoscopic bariatric surgery	W. WANG 王偉

13.00 – 13.45 Lunch Break

13.45 pm AFTERNOON SESSION (1F)

Chairmen : TBD

13.45	ELSA's role in surgical training	Suthep Udomsawaengsup (videoconference)
-------	----------------------------------	--

14.10 pm PRE-LAB SESSION IN AUDITORIUM

C.W. LIN 林忠葦

- Demonstration of the exercises to be performed.

Day 2 - Saturday, January 23, 2021

14.40 pm **EXPERIMENTAL LABORATORY – Training Box & Live Tissue**

14.40 pm **PRACTICAL SESSION IN EXPERIMENTAL LABORATORY (2F & 3F)**

- Workshops are run in parallel. Participants will have access to all workshops.

<p>3F Laboratory Flexible Endoscopy (80 min)</p>	<p>1. B.E.S.T. Box 2. Ex-vivo Model Rotation: 40 min/stage</p>
<p>3F Laboratory Ultrasound (80 min)</p>	<p>1. Scan 2. Ablation Rotation: 40 min/stage</p>
<p>2F Mei Chi Conference Room Laparoscopic Suturing (80 min)</p>	

18.40 **End of the course**

18.40 **Congress banquet**

20:40 **Shuttle Bus back to Hotel**

Day 3 - Sunday, January 24, 2021

08.30 am MORNING SESSION (1F)

08.30 am PRE-LAB SESSION IN AUDITORIUM

W. HUANG 黃士維




- Lab rules, demonstration of porcine anatomy, procedures to be performed.

09.00 am EXPERIMENTAL LABORATORY – Hands' on session on Live Tissue

09.00 am PRACTICAL SESSION IN EXPERIMENTAL LABORATORY (3F)

All faculty will be present

 Cystopexy
 Cystotomy
 Cystorrhaphy
 Small bowel resection with GIA

 Small bowel anastomosis
 Gastrojejunostomy
 Cholecystectomy





11.30 - 12.30 Lunch Break

13.30 pm EXPERIMENTAL LABORATORY – Hands' on session on Live Tissue

13.30 pm PRACTICAL SESSION IN EXPERIMENTAL LABORATORY

All faculty will be present

 Hernioplasty
 Sigmoidectomy
 Nissen fundoplication
 CBD exploration with T-tube placement

 Vascular control of bleeding
 Splenectomy
 Nephrectomy
 Hepatectomy

17.00 pm BACK TO THE AUDITORIUM

Delivery of Certificates

ALL CHAIRS

17.30 End of the course