

www.asianeuscongress2017.com

September 7-9, 2017

Renaissance Convention Centre  
Mumbai, India

# AsianEUS

CONGRESS 2017



Organised by



Hosted by



Endorsed by



# AWARD PRIZES AND GRANTS

## Important Dates

Abstract submission starts  
from Dec 1, 2016

Last date of Abstract  
submission: March 15, 2017

Registration starts  
from Dec 1, 2016

**The Asian EUS Cup:** The inaugural Asian EUS Cup will be held on the last day (September 9) of the Asian EUS Congress. This prestigious competition invites EUS related videos from all over the World. The videos should highlight the utilisation of EUS to improve patient outcome. Diagnostic as well as therapeutic EUS Videos are welcome. The competition will be an open competition and will be judged by eminent endoscopists from Asia and around the World, in front of live audience. Each judge will give marks immediately after the completion of each presentation. A cup and a certificate will be awarded to the winner. A certificate of honour will also be given to the second and third place video. All the accepted videos will also receive a certificate of participation. Delegates desirous of participating will have to send the presentation in a prescribed format, which can be downloaded from the website from December 1, 2016 onwards. The last date of submission would be March 15, 2017. Selected video presenters are eligible for a special travel grant of a maximum of USD 1000

**Research Awards:** Delegates can submit their research projects for grant of research awards. Research project will have to be presented before a panel of judges and live audience. Top three selected research projects will be given an award of USD 10000 each. Please send an abstract of your proposed research project before March 15, 2017.

**CPC:** There will be a session to highlight the utilisation of EUS to solve clinical problems. Three clinical cases will be discussed with an expert panel and active audience participation. Delegates are requested to submit fully worked up cases where EUS played a role in the diagnosis and/or treatment. Three cases will be discussed. An Abstract of the case should be submitted before March 15, 2017. Delegates with selected cases will be given a travel grant of a maximum of USD 1000

**Video forum:** There will be three video forums, one for diagnostic luminal EUS, one for diagnostic pancreato-biliary EUS, and one for therapeutic EUS. Delegates are requested to submit videos of interesting cases/techniques. An abstract of the case should be submitted before March 15, 2017. Delegates with Selected videos will be given a travel grant of a maximum of USD 1000

**Oral Presentations:** There will be three sessions of oral presentations, one for diagnostic luminal EUS, one for diagnostic pancreato-biliary EUS, and one for therapeutic EUS. Delegates are requested to send an abstract of their clinical or basic research pertaining to EUS before March 15, 2017.

Six selected abstracts in each session will receive a travel grant of a maximum of USD 1000

**Poster Presentations:** Posters will be displayed on all three days of the conference. Kindly send an abstract before March 17, 2017. Top 10 selected posters will receive a travel grant of USD 1000



## INVITATION

Dear Friends,

The Asian EUS Group(AEG) was formed in 2012 with the aim of education and research focused on EUS. It has members from 18 Asian Countries and in a short span of time, has emerged as a major vehicle for creating awareness about appropriate utilization of EUS in Asia. The AEG conducts more than 30 workshops every year for training young endoscopists . The first Asian EUS Congress was held in 2015 in Seoul and was a grand success with about 400 delegates from across Asia attending the event.

We extend a warm invitation to all interested endoscopists across the World to attend the 2nd Asian EUS Congress (AEC 2017) to be held in Mumbai on September 7-9,2017. EUS has emerged as an invaluable modality for diagnosis and treatment of various GI and pancreatico-biliary disorders, and the indications are rapidly expanding. Newer technology innovations are taking place at a rapid pace, and it is imperative for a modern endoscopist to keep abreast with the latest advances. AEC 2017 will provide cutting edge information about the appropriate utilization and ongoing research in EUS. There will be a Live Workshop to show basic and interventional procedures, and a hands-on course for basic and interventional EUS. As always the focus of the conference is on young endoscopists, and they will have opportunity to present their research and videos in the Congress.

We are fortunate to have a Galaxy of experts from around the World as faculty. These experts are at the forefront of EUS technology and evolution and will provide us with the best evidence and technical advice.

Mumbai is the financial capital of India, and is beautiful post monsoon. There are many attractions in and around Mumbai for you to explore before or after the conference.

We are all waiting for you in Mumbai!!!!



**Khek Yu Ho  
Lawrence**  
AEG Chairman



**Amit Maydeo**  
Organizing Chairman



**Vinay Dhir**  
Organizing Secretary



## ASIAN EUS GROUP

### Advisory board



Kenjiro Yesuda  
Japan



Robert Hawes  
USA



K. Binmoeller  
USA



Shyam Varadarajulu  
USA

### Executive Committee




Ho Khek Yu Lawrence  
Singapore



Mitsuhiro Kida  
Japan



Vinay Dhir  
India



Dong Wan Seo  
Korea



Yang Ai Ming  
China



Hsiu Po WANG  
Taiwan



Anthony Yuen Bin Teoh  
Hong Kong



Nonthalee Pausawadi  
Thailand



## ORGANIZING COMMITTEE INDIA

Advisory board	Organizing Chairman	Organizing Secretary
<ul style="list-style-type: none"><li>• D N Reddy • Randhir Sud</li><li>• T S Chandrasekhar</li></ul>	<ul style="list-style-type: none"><li>• Amit Maydeo</li></ul>	<ul style="list-style-type: none"><li>• Vinay Dhir</li></ul>

Asian EUS India
<ul style="list-style-type: none"><li>• S. Lakhtakia • Rajesh Puri • Vikram Bhatia • Nilay Mehta • Pankaj Desai • Mathew Philip • Amol Bapaye • R Wadhwa</li><li>• Surinder Rana • Praveer Rai • Suvadip Chatterjee • Manoj Sahu</li></ul>

Local Organizing Committee
<ul style="list-style-type: none"><li>• Nitin Pai • Harshal Gadhikar • Vivekanand Kulkarni • Udaysing Patil • Deepak Patil • Sanjay Salunkhe • Prabha Sawant</li><li>• Pravin Rathi • Satish Kulkarni • Mukta Bapat • Rahul Shah • Vishal Bothara • Rajeev Shandil • Atul Sharma • Rajesh Bathini</li><li>• Nikhil Bondade • Ankit Dalal • Nitin Aherrao • Nitin Gupta • Bhooshan Pandit • Nitin Joshi • Hussein Bori • Advay Aher • Devang Shah</li></ul>

AIGE Executive Committee
<ul style="list-style-type: none"><li>• Amit Maydeo, President • Naresh Bhat, President elect • SP Misra, Vice President • Sunil Jain, Vice President elect</li><li>• Vinay Dhir, Secretary General • Nilay Mehta, Secretary (North) • Amol Bapaye, Secretary (South)</li><li>• Rajesh Puri, Jt Secretary (North) • R Wadhwa, Jt Secretary (South)</li></ul>




## INTERNATIONAL FACULTY

### Australia



Bronte Holt

### Brunei




Vui Heng Chong


### China



Jin Zhen Dong



Siyu Sun



Dong Wang



Gui-qi Wang



Nian Wei-dong



Ai Ming Yang


### Europe



Marco Bruno



Pierre Deprez



Alberto Larghi



## INTERNATIONAL FACULTY

### Hong Kong



Charing Chong



Y T Lee



Anthony Teoh



Raymond Tang




Stephen Tung

### Indonesia



C. Rinaldi  
A. Lesmana



Dadang Makmun

### Japan




Kazuo Hara



Atsush Irisawa



Mitsuhiro Kida



Masayuki Kitano



## INTERNATIONAL FACULTY

### Japan



Hiroyuki Isayama



Takao Itoi



Akio Katanuma



Koji Matsuda



Ichiro Yasuda



Kenjiro Yasuda

### Korea




Tae Hyun Kim




Jong Ho Moon



Jong Kyun Lee



Dong Wan Seo



Ji Kon Ryu





## INTERNATIONAL FACULTY

### Malaysia




Ida Hilmi

### Myanmar



Nwe Ni

### Philippines



Jonard Co




Frederick Dy


### Singapore




Lim Wee Chian




Ang Tiing Leong



Ling Khooon LIN



Charles Vu



Lawrence Ho  
Khek Yu



## INTERNATIONAL FACULTY

### Saudi Arabia



Majid Abdulrahman  
Hamad Almadi

### Spain



Prof Julio  
Iglesias GARCIA

### Taiwan



Jiann-hwa chen



David Liao



Chia-Hsien Wu



Chang-shyue  
Yang



Tsu-yao Cheng



Meng-shun Sun



Hsiu Po Wang



## INTERNATIONAL FACULTY

### Thailand



Thawatchai  
Akaraviputh



Nonthalee  
Pausawadi



Rungsun  
Rerknimitr



Pradermchai  
Kongkam



Thawee  
Ratanachu-Ek


### USA



Amrita Sethi



Shyam  
Varadarajulu



Irwing  
Waxman

### Vietnam



Ho Quy Du Dang



## ASIAN EUS CONGRESS 2017 PROGRAM

September 7, Thursday					
TIME	HALL A	HALL B	HALL C	HALL D	HALL E
7.30-8.30	Breakfast session: Choosing the right needle..	Breakfast session:Thick gastric wall: Does EUS Help?	Breakfast session: Making beautiful EUS videos.		
9.00-10.00	CASE BASED DISCUSSIONS ( 3 cases x 20 min)				
10.00-13.30	LIVE FROM BIDS				
13.30-14.15	LUNCH/LUNCHEON SYMPOSIA				
TIME	HALL A	HALL B	HALL C	HALL D	HALL E
14.15-15.15	<b>RADIAL EUS TECHNIQUE</b>	<b>MALAYSIA-INDONESIA-SINGAPORE SYMPOSIUM</b>  Development of EUS in Indonesia:- Has it changed practice? Practice report on diagnosis and management of pancreatic cysts in Singapore Pancreatic Cyst and Pseudocyst detection and management: Indonesia Experience The clinical impact of diagnostic EUS/ EUS-FNA of pancreatic cysts How do we follow-up on pancreatic cysts in Malaysia? FNA: Always or never:- The 'Western' and 'Japanese' approach	<b>FREE PAPER SESSION I</b>	<b>HANDS ON SESSION BASIC</b>	<b>HANDS ON SESSION ADVANCED</b>
	Technique:EUS imaging of mediastinal lymph node stations		Free Paper Session I: Luminal EUS		
	Technique:EUS imaging of Portal venous system				
	Technique: EUS imaging of Gallbladder and biliary system				
15.15-16.15	<b>LINEAR EUS TECHNIQUE</b>	FNA: Always or never:- The 'Western' and 'Japanese' approach	<b>VIDEO FORUM I</b>	<b>HANDS ON SESSION BASIC</b>	<b>HANDS ON SESSION ADVANCED</b>
	Technique:EUS imaging of mediastinal lymph node stations		Video Session I: Luminal EUS		
	Technique:EUS imaging of Portal venous system				



TIME	HALL A	HALL B	HALL C	HALL D	HALL E
15.15-16.15	Technique:EUS imaging of pancreas				
	Technique: EUS imaging of Gallbladder and biliary system				
<b>16.15-16.30</b>	<b>TEA</b>				
16.30-17.30	<b>TUMOR STAGING</b>	<b>GREATER CHINA SYMPOSIUM</b>	<b>PANCREATIC FLUID COLLECTIONS</b>	<b>HANDS ON SESSION BASIC</b>	<b>HANDS ON SESSION ADVANCED</b>
	EUS staging of esophageal Cancer: Edged out by competition?	The current status and development of EUS in China EUS guided needle-based confocal laser endomicroscopy: Piercing the veil of pancreatic lesions EUS guided intervention for pancreatic solid tumours EUS guided drainage of pancreatic fluid collections EUS guided gallbladder drainage and interventions	Single plastic stent for pseudocyst: Still the best strategy?		
	Debate: EUS is not essential for staging of pancreas cancer		Endoscopic necrosectomy: which are the suitable patients?		
	EUS staging of rectal cancer: Underutilized?		Minimally invasive surgical necrosectomy: When and how?		
			Complications of LAMS placement		
17.30-18.30	<b>LINEAR EUS TECHNIQUE</b>	<b>INDOCHINA SYMPOSIUM</b>	<b>RESEARCH FORUM I</b>		
	EUS for recurrent pancreatitis	EUS-n CLE of pancreatic masses Cytology combined with cell block for diagnosis of solid lesions Development of models for therapeutic EUS Interesting case discussions	Research proposals in Diagnostic and therapeutic EUS		
	Evaluation of mass lesion in chronic pancreatitis				
	EUS for hilar and sub-hilar lesions				
	EUS for unexplained dilated CBD				



## ASIAN EUS CONGRESS 2017 PROGRAM

September 8, Friday					
TIME	HALL A	HALL B	HALL C	HALL D	HALL E
7.30-8.30	Breakfast session: How and Why of Ano-Rectal EUS	Breakfast session: Miniprobe EUS.	Relevance of EUS in Chronic pancreatitis		
9.00-10.00	<b>AEG Research and Consensus/Biliary drainage/pancreatic duct drainage/pain control</b>				
10.00-13.30	<b>LIVE FROM BIDS</b>				
13.30-14.15	<b>LUNCH/LUNCHEON SYMPOSIA</b>				
TIME	HALL A	HALL B	HALL C	HALL D	HALL E
14.15-15.15	<b>TISSUE ACQUISITION</b>	<b>KOREA SYMPOSIUM</b>	<b>FREE PAPER SESSION I</b>	<b>HANDS ON SESSION BASIC</b>	<b>HANDS ON SESSION ADVANCED</b>
	Rapid onsite evaluation (ROSE): What is the evidence?	EUS for liver disease EUS for tissue acquisition EUS for lumen apposition Contrast for EUS EUS for tumor ablation	Free paper session II: Pancreato-biliary EUS		
	Cytology or biopsy: Is bigger always better?				
	Antibiotic prophylaxis for Tissue acquisition:				
False positive and negative EUS-FNA : How to manage?					
15.15-16.15	<b>SUB-EPITHELIAL LESIONS</b>	<b>JAPAN SYMPOSIUM</b>	<b>VIDEO FORUM II</b>		
	EUS morphology of sub-epithelial tumours		Video session II: Pancreato-biliary EUS		
	Tissue diagnosis of sub-epithelial tumours: when and how?				



TIME	HALL A	HALL B	HALL C	HALL D	HALL E
15.15-16.15	Multiple neuroendocrine tumors in stomach and duodenum: Evaluation and management	<b>JAPAN SYMPOSIUM</b>  Present status & Future perspective of Contrast EUS Present Status & Future perspective of EUS-CD and Necrosectom Present Status & Future perspective of EUS-BD (CDS, HGS) Present status & Future perspective of EUS-GBD Present status & Future perspective of Gastrojejunostomy	Video session II: Pancreato-biliary EUS		
	Is EUS required in all patients undergoing ESD ?				
<b>16.15-16.30</b>	<b>TEA</b>				
16.30-17.30	<b>ADVANCED EUS DIAGNOSIS</b>		<b>TUMOR THERAPY</b>	<b>HANDS ON SESSION BASIC</b>	<b>HANDS ON SESSION ADVANCED</b>
	EUS elastography: Current status		EUS-guided gene therapy: Any progress?		
	Contrast EUS: Current status		EUS guided brachytherapy for pancreas cancer		
	Needle assisted Direct visualization of cyst wall		EUS-guided alcohol ablation of solid tumors.		
	Intraductal ultrasound		EUS-guided Radiofrequency ablation of solid tumors		
17.30-18.30	<b>PANCREATIC CYSTS</b>	<b>ASGE EUS-SIG SYMPOSIUM</b>	<b>BILIARY INTERVENTIONS</b>		
	EUS morphology of pancreatic cysts	EUS-guided Tissue Acquisition: What are the unmet needs?	EUS-guided biliary interventions: Terminology		
	Cyst fluid analysis: Hype or substance?	EUS-related Pathology: How to improve outcomes?	Trans-papillary or transluminal drainage?		
	EUS-guided therapy of pancreatic cysts	EUS-guided Interventions: Do we have solutions to the current limitations?	EUS-BD or Enteroscopy assisted ERCP for surgically altered anatomy		
	IPMN: Is there any role of EUS?	Training in Endosonography: Are we headed in the correct direction?	EUS -BD as 1st line unrectable distal malignant obstruction?		



## ASIAN EUS CONGRESS 2017 PROGRAM

September 9, Saturday					
TIME	HALL A	HALL B	HALL C	HALL D	HALL E
7.30-8.30	Breakfast session: EUS Complications and how to avoid them	Breakfast session: Lumen apposing metal stents	Breakfast session: Practical tips for EUS-BD		
9.00-10.00	ASIAN EUS CUP Competition				
10.00-13.30	LIVE FROM BIDS				
13.30-14.15	LUNCH/LUNCHEON SYMPOSIA				
TIME	HALL A	HALL B	HALL C	HALL D	HALL E
14.15-15.15	<b>MASTER FORUM I</b>	<b>INDIA SYMPOSIUM</b>	<b>FREE PAPER SESSION III</b>	<b>HANDS ON SESSION BASIC</b>	<b>HANDS ON SESSION ADVANCED</b>
	How I do it (Diagnostic EUS)	EUS assessment of liver segmental anatomy EUS-ERCP interface in the management of PFC EUS-RFA: What are the possibilities EUS-BD: Current status	Free paper session III: Therapeutic EUS		
15.15-16.15	<b>MASTER FORUM II</b>	<b>EUS TEACHING &amp; TRAINING</b>	<b>VIDEO FORUM III</b>		
	How I do it (Therapeutic EUS)	The USA scenario	Video session III: Therapeutic EUS		
		The Europe Secenario			
The Asian Scenario					
	Models and their utility				
16.15-16.30	TEA				
16.30-17.30	<b>EUS-ERCP INTERFACE</b>	<b>PRACTICE ISSUES</b>	<b>THERAPEUTICS:MISC</b>		
	Ampullary adenoma: Is routine EUS justified?	Establishing a successful EUS practice	CPN for cancer pain control: What is the evidence?		
	Role of ERCP in patients with PFC and ductal leak	How to write a good EUS report	Pancreatic duct interventions		
	Difficult biliary cannulation: Asia Pacific consensus on role of EUS	Documentation, ethics, and legal issues	Rectal abscess drainage		
	CBD stone: When to use EUS?	EUS and personalized medicine	EUS-guided therapy of portal hypertension		
CLOSING CEREMONY					





## REGISTRATION FEES: All registrations should be done on online

### NATIONAL DELEGATE – NON RESIDENTIAL PACKAGE

Category	Till 15 <sup>th</sup> February 2017	From 15 <sup>th</sup> Feb 2017 to 15 <sup>th</sup> May 2017	From 16 <sup>th</sup> May 2017 to 15 <sup>th</sup> August 2017	Late and Spot
Regular Delegate	8000	8500	9000	10000
Hands on Training	1500	1500	1500	1500
Accompanying Person	6000	6000	6000	6000

#### Package Includes

- Conference Registration Fee & Conference Material
- Lunch from 7<sup>th</sup> to 9<sup>th</sup> September 2017 (Thursday to Saturday)
- Dinner from 6<sup>th</sup> to 8<sup>th</sup> September 2017 (Wednesday to Friday)
- Visit to Trade Exhibition

### NATIONAL DELEGATE – RESIDENTIAL PACKAGE

- **Check in** - Wednesday September 6, 2017 (15.00 hrs)
- **Check out** - Saturday September 9, 2017 (12.00 hrs)

Category	Till 15 <sup>th</sup> February 2017	From 15 <sup>th</sup> Feb 2017 to 15 <sup>th</sup> May 2017	From 16 <sup>th</sup> May 2017 to 15 <sup>th</sup> August 2017	Late and Spot
Single Occupancy Basis	32000	33000	34000	35000
Twin Sharing Basis(Per Person)	20000	21000	22000	23000
Delegate with One Accompanying Person	38000	39000	40000	41000



- Conference Registration Fee & Conference Material
- Accommodation for 3 nights (check-in 6th September & check out on 9th September).
- Breakfast from 7th to 9th September 2017 (Thursday to Saturday)
- Lunch from 7th to 9th September 2017 (Thursday to Saturday)
- Dinner from 6th to 8th September 2017 (Wednesday to Friday)
- Visit to Trade Exhibition

Early check-in and late check-out will be only subject to availability.

Delegates who are expected to arrive early may book room from previous night for guaranteed early check in.

A Returnable security deposit of Rs. 5000/- will be taken by the hotel during check-in towards only extra payments such as Mini Bar, Room Service, Laundry, Telephones etc. You are requested to carry a valid photo id proof which will be required by the hotel at the time of check in.

### Cancellation and Refund Policy

- Cancellation on or before 15th May 2017 - \$ 50 will be deducted of registration and accommodation fee
- Cancellation on or before 15th August 2017 - \$ 75 will be deducted of registration and accommodation fee
- No Refund after 16th August 2017

### INTERNATIONAL DELEGATE - NON RESIDENTIAL PACKAGE

Participant Fee (In USD)	Before Feb 15, 2017 (Early Bird)	Before May 15, 2017	After May 15, 2017	Onsite Registration
Regular Delegate	\$ 150	\$ 200	\$ 250	\$ 300
Fellows, nurses & technicians	\$ 100	\$ 100	\$ 100	\$ 150
Hands-on training at the Learning Center	\$ 100	\$ 100	\$ 100	\$ 150



## INTERNATIONAL RESIDENTIAL PACKAGE

- **Check in** - Wednesday September 6, 2017 (15.00 hrs)
- **Check out** - Saturday September 9, 2017 (12.00 hrs)

Category	Till 15 <sup>th</sup> February 2017	From 15 <sup>th</sup> Feb 2017 to 15 <sup>th</sup> May 2017	From 16 <sup>th</sup> May 2017 to 15 <sup>th</sup> August 2017	Late and Spot
Single Occupancy Basis	\$ 525	\$ 575	\$ 625	\$ 675
Twin Sharing Basis(Per Person)	\$ 350	\$ 400	\$ 450	\$ 500
Delegate with One Accompanying Person	\$ 600	\$ 650	\$ 700	\$ 750

## Package Includes

- Conference Registration Fee & Conference Material
- Accommodation for 3 nights (check-in 6th September & check out on 9th September).
- Breakfast from 7th to 9th September 2017 (Thursday to Saturday)
- Lunch from 7th to 9th September 2017 (Thursday to Saturday)
- Dinner from 6th to 8th September 2017 (Wednesday to Friday)
- Visit to Trade Exhibition

Early check-in and late check-out will be only subject to availability.

Delegates who are expected to arrive early may book room from previous night for guaranteed early check in.

A Returnable security deposit of Rs. 5000/- will be taken by the hotel during check-in towards only extra payments such as Mini Bar, Room Service, Laundry, Telephones etc. You are requested to carry a valid photo id proof which will be required by the hotel at the time of check in.

## Cancellation and Refund Policy

- Cancellation on or before 15th May 2017 - \$ 50 will be deducted of registration and accommodation fee.
- Cancellation on or before 15th August 2017 - \$ 75 will be deducted of registration and accommodation fee.
- No Refund after 16th August 2017

## Congress Secretariat

### **Baldota Institute of Digestive Sciences, Global Hospital**

35, Dr. E Borges Road, Hospital Avenue, Parel,  
Opposite Shirodkar High school,  
Parel, Mumbai, Maharashtra 400012

Tel: +91 22 6767 0310 / 136 / 143  
E-mail: [info@asianeuscongress2017.com](mailto:info@asianeuscongress2017.com)

### **VAMA Events Pvt. Ltd.**

Office No. 4, Ground Floor,  
Anmol Co. Op. Housing Society,  
Sakharam Keer Road, Shivaji Park, Mumbai 400 016.

Tel: +91-22-2438 3498 | Fax:+91-22-2438 3499  
Mobile:+91 9702 272 453  
E-mail: [vamahospitality@hotmail.com](mailto:vamahospitality@hotmail.com)

### **Mr Steven Chan**

#02-06  
West coast recreation centre  
Singapore 127156

Tel:+65 6774 5201  
E-mail: [secretariat@asianeus.org](mailto:secretariat@asianeus.org)



**Renaissance Mumbai Convention Centre Hotel**

